



MASTERCLASS IN
ARTHROPLASTY SURGERY
THESSALONIKI



Current concepts in Advanced Arthroplasty Surgery

Advances in Arthroplasty: What Matters?
Complexities, Complications and New Technologies
USA versus Europe

11-13
December
2020

e-Conference

LIVE
VIDEO SURGERY
&
CASE
PRESENTATIONS

www.mastcourse.com

Program



Organised by
EUROPEAN
HIP SOCIETY



Accredited by
EFORT



Under the auspices of
ARISTOTLE
UNIVERSITY OF
THESSALONIKI



PAPAGEORGIOU
GENERAL
HOSPITAL

Viaxal[®]

Dexketoprofen¹

Tabs 25mg, granules 25mg, inj 50mg/2ml¹



Βιβλιογραφία: 1. SmPC Viaxal.

Περαιτέρω πληροφορίες διατίθενται από τον κάτοχο της άδειας κυκλοφορίας κατόπιν αιτήσεως.



Menarini Hellas

Menarini Hellas A.E. - Αν. Δαμβέργη 7, 104 45 Αθήνα, Τ.: 210 8316111-13, F.: 210 8317343, info@menarini.gr, www.menarini.gr

Βοηθήστε να γίνουν τα φάρμακα πιο ασφαλή και
Αναφέρετε
ΟΛΕΣ τις ανεπιθύμητες ενέργειες για
ΟΛΑ τα φάρμακα
Συμπληρώνοντας την «ΚΙΤΡΙΝΗ ΚΑΡΤΑ»

GR-VIA-5-02-2020



Welcome Address

On behalf of the European Hip Society, it is our pleasure to welcome you to the **7th Masterclass in Arthroplasty Surgery Thessaloniki**, from **11th - 13th December 2020**. This year we present the course entirely as an e-conference. Our topic is: **Advances in Arthroplasty: What Matters? Complexities, Complications and New Technologies; USA versus Europe.**

Our distinguished American colleagues will kick off the cyber lectures with the USA perspective on Day 1. We will hear from our expert European surgeons on Day 2, encouraging lively debate in a friendly orthopaedic battle between the two continents.

Day 3 will conclude with live video surgery and case presentations focused on complex primary, arthroplasty revision hip and revision knee.

Blended with the invited faculty, distinguished Greek surgeons with international reputations will present clinical cases and live video surgeries.

The course will be more intense and insightful than ever before.

As always, our primary aim is to technically educate orthopaedic specialists to gain an invaluable insight into joint arthroplasty and revision from the world leaders. We believe the cyber nature of the congress will make the course more intimate, with time dedicated to discussion between the experts.

Best regards,

Eleftherios Tsiridis
MAST President

Jean-Alain Epinette
EHS President



Organization & Committees

Organised by



European
Hip
Society
(EHS)

Accredited by



European Federation
of National Associations
of Orthopaedics
and Traumatology
(EFORT)

Presidents

Tsiridis Eleftherios

Epinette Jean Alain

USA Scientific Committee

Chen Antonia

Courtney Maxwell

Della Valle Craig

Goodman Stuart

Parvizi Javad

Schwarzkopf Ran

European Scientific Committee

Argenson Jean-Noël

Cobb Justin

Günther Klaus-Peter

Lustig Sebastien

Marin-Peña Oliver

Riviere Charles

Schreurs Wim

Hellenic Scientific Committee

Babis George

Bitounis Vassilios

Drosos George

Karachalios Theofilos

Kostakos Athanasios

Macheras George

Malizos Konstantinos

Megas Panagiotis

Papagelopoulos Panayiotis



Scientific Program

Friday **11th** December

Timetable is based in Athens time

ADVANCES IN JOINT ARTHROPLASTY

USA PERSPECTIVE



12.00-12.30 WELCOME ADDRESSES

Jean-Alain Epinette, *EHS President*
Eleftherios Tsiridis, *MAST President*

12.30-13.00 SATELLITE LECTURE

PGI Prophylaxis: The microbiologist's view

Does a risk-adjusted local antibiotic prophylaxis strategy with high dose dual ALBC confer better protection against periprosthetic joint infections?

Dr. Christof Berberich

Sponsored by **Heraeus**

13.00-14.00 SATELLITE SYMPOSIUM

TKA new designs - bearing and ROSA® Robotics

13.00-13.10 Managing soft tissue balancing and stability

Prof. Eleftherios Tsiridis

13.10-13.20 Persona® features: tibial plateau and bearing spectrum

Prof. Francesco Benazzo

13.20-13.30 ROSA® knee system: what it is, what it does

Prof. Francesco Benazzo

13.30-13.50 ROSA® knee system: interactive discussion between

Prof. Francesco Benazzo, Prof. Eleftherios Tsiridis

13.50-14.00 Q&A

Sponsored by  **ZIMMER BIOMET**
Your progress. Our promise.



Scientific Program

Friday **11th** December

Timetable is based in Athens time

14.00-15.30 DISTINGUISHED LECTURES AND CASE PRESENTATIONS BY THE HELLENIC FACULTY

Chairmen: **Prof. Theofilos Karachalios, Dr. Athanasios Kostakos, Prof. Eleftherios Tsiridis**

14.00-14.30 Addressing massive bone defects in acetabular revision.
State of the art technique
Prof. Panagiotis Megas

14.30-15.00 DDH Total hip Arthroplasty
Prof. George Babis

15.00-15.30 Post traumatic complex total knee arthroplasty: Challenges
Dr. Vassilios Bitounis

15.30-16.00 Break

16.00-16.45 KEY NOTE CASE PRESENTATION

Diagnostic & management challenges in hip revision
Prof. Konstantinos Malizos

16.45-17.00 INTRODUCTION BY PROF. ELEFATHERIOS TSIRIDIS



Scientific Program

Friday **11th** December

Timetable is based in Athens time

17.00-19.00 **USA PERSPECTIVE**

Hellenic Faculty Panel: **Prof. Konstantinos Malizos, Prof. Panagiotis Megas, Prof. George Babis, Prof. Theofilos Karachalios, Dr. George Macheras, Dr. Vassilios Bitounis, Prof. Eleftherios Tsiridis**

Anchormen: **Prof. Eleftherios Tsiridis, Prof. Theofilos Karachalios**

- 17.00-17.30 Periprosthetic joint infection: What has happened over the last year
Prof. Javad Parvizi, Dr. Maxwell Courtney (*Philadelphia time 10.00-10.30*)
- 17.30-18.00 An algorithmic approach to the unstable total hip
Prof. Craig Della Valle (*Chicago time 09.30-10.00*)
- 18.00-18.30 Robotics in TJA
Assoc. Prof. Antonia Chen (*Boston time 11.00-11.30*)
- 18.30-19.00 Mini anterior vs mini posterior approach - is the combat over or not?
Prof. Ran Schwarzkopf (*NY time 11.30-12.00*)

19.00-20.00 **OVERALL DISCUSSION AND CONCLUSIONS OF THE USA PRESPECTIVE BY THE HELLENIC FACULTY**

- ▶ **Prof. Konstantinos Malizos**
- ▶ **Prof. Panagiotis Megas**
- ▶ **Prof. George Babis**
- ▶ **Prof. Theofilos Karachalios**
- ▶ **Dr. George Macheras**
- ▶ **Dr. Vassilios Bitounis**
- ▶ **Prof. Eleftherios Tsiridis**



Scientific Program

Saturday **12th** December

Timetable is based in Athens time

ADVANCES IN JOINT ARTHROPLASTY

EUROPEAN PERSPECTIVE



08.30-09.30 **DISTINGUISHED LECTURES AND CASE PRESENTATIONS BY THE HELLENIC FACULTY**

Chairmen: **Dr. Vassilios Bitounis, Prof. Eleftherios Tsiridis**

08.30-09.00 Acetabular reconstruction in congenital hip disease treated with THA
Prof. Theofilos Karachalios

09.00-09.30 Femoral reconstruction and shortening osteotomies in congenital hip disease treated with THA
Dr. George Macheras

09.30-10.00 **KEY NOTE CASE PRESENTATION**

**Juvenile idiopathic arthritis: successes and failures -
what am I to do now that their old joint replacements are failing?**

Prof. Stuart Goodman (*California time 23.30 Friday December 11th*)

10.00-14.30 **EUROPEAN PERSPECTIVE**

Hellenic Faculty Panel: **Prof. Konstantinos Malizos,
Prof. Panagiotis Megas, Prof. George Babis,
Prof. Theofilos Karachalios, Dr. George Macheras,
Dr. Vassilios Bitounis, Prof. Eleftherios Tsiridis**

Anchorment: **Prof. Eleftherios Tsiridis, Prof. Theofilos Karachalios**

10.00-10.30 Outcome of single-stage vs two-stage exchange for revision knee arthroplasty for chronic periprosthetic infection
Prof. Jean-Noël Argenson (*France time 09.00-09.30*)

10.30-11.00 Pelvic discontinuity - options of treatment
Prof. Klaus-Peter Günther (*Germany time 09.30-10.00*)

11.00-11.30 Dual mobility in young patients
Dr. Jean Alain Epinette (*France time 10.00-10.30*)

11.30-12.00 IG for revision
Prof. Wim Schreurs (*Netherlands time 10.30-11.00*)

12.00-12.30 Break



Scientific Program

Saturday **12th** December

Timetable is based in Athens time

12.30-13.00 Bearing couple in young patients THA

Dr. Oliver Marin-Peña *(Spain time 11.30-12.00)*

13.00-13.30 Pros and cons of robotic unicompartmental TKA

Prof. Justin Cobb *(UK time 11.00-11.30)*

13.30-14.00 Why revision TKA fails

Prof. Sebastien Lustig *(France time 12.30-13.00)*

14.00-14.30 Kinematic alignment in TKA

Dr. Charles Riviere *(UK time 12.00-12.30)*

**14.30-15.00 OVERALL DISCUSSION AND CONCLUSIONS
OF THE EUROPEAN PERSPECTIVE BY THE HELLENIC FACULTY**

► **Prof. Konstantinos Malizos**

► **Prof. Panagiotis Megas**

► **Prof. George Babis**

► **Prof. Theofilos Karachalios**

► **Dr. George Macheras**

► **Dr. Vassilios Bitounis**

► **Prof. Eleftherios Tsiridis**

15.00-15.30 Break



Scientific Program

Saturday **12th** December

Timetable is based in Athens time

15.30-16.30 **SATELLITE SYMPOSIUM**

Moderator: **Mr. Al-Amin M. Kassam**

Exeter 50 years anniversary: specific indications using Exeter
& case discussions

Princess Elizabeth Orthopaedic Centre, Exeter Faculty:

Mr. Jonathan R. Howell

Mr. Matthew J. W. Hubble

Mr. Matthew J. Wilson

Sponsored by **stryker**



16.30-17.00 **SATELLITE LECTURE**

Chair: **Prof. Eleftherios Tsiridis**

Postoperative pain management: Current concepts

Dr. Efstathios Kenanidis

Sponsored by  **Menarini Hellas**



Scientific Program

Sunday **13th** December

Timetable is based in Athens time

09.00-12.00 **SURGICAL CASE PRESENTATION AND LIVE SURGERY**

Chairmen: **Prof. Eleftherios Tsiridis, Prof. Theofilos Karachalios**

- 09.00-09.15 Limb salvage after failed THA bilaterally using 3D printed endoprotheses
Prof. Panayiotis Papagelopoulos
- 09.15-09.30 Bilateral severe DDH treated with THA and corrective distal open wedge femoral osteotomy for residual valgus deformity of the knee
Prof. Eleftherios Tsiridis
- 09.30-09.45 Individualized total knee arthroplasty
Prof. Theofilos Karachalios
- 09.45-10.00 Re-Revision(3rd) of a long monoblock Wagner revision stem and a periprosthetic fracture plate to a modular proximal femoral replacement (PFR) revision stem
Dr. Efstathios Kenanidis
- 10.00-10.15 Treatment of periprosthetic femoral fractures in 2020
Dr. George Macheras
- 10.15-10.30 Re-Revision(3rd) of a CCK revision knee to a rotating hinged revision knee and a proximal tibial replacement tumor-like prosthesis
Prof. Eleftherios Tsiridis
- 10.30-10.45 Revision THA for Infected periprosthetic femoral fracture
Prof. George Drosos
- 10.45-11.00 Re-revision(4th) of a socket with 2 supporting tantalum augments and a cemented constrained liner
Dr. Efstathios Kenanidis
- 11.00-11.15 Conversion of arthrodesis to total hip arthroplasty via direct anterior approach without traction table
Assistant Prof. Lazaros Poultsides
- 11.15-11.30 Full tantalum socket revision with cemented XPLE liner for severely failed acetabular component with extensive osteolysis
Prof. Eleftherios Tsiridis
- 11.30-11.45 Complex primary CCK-TKA for posttraumatic severe valgus deformity > 45 degrees and instability
Dr. Efstathios Kenanidis
- 11.45-12.00 Revision hip. ALVAL lesion- removal of extensive pseudotumor
Prof. Eleftherios Tsiridis

12.00 CLOSING REMARKS

all in 1 complete system

- *Mobile and Fixed bearing*
- *Uni to Revision*
- *successful coating*





acetabulum spacer



AGILON® MI
metaphyseal implant




MUTARS® RS cup

EPORE®

from powder to implant

- titanium with similar to bone structure - - additive manufactured -

Cones
fill up and reconstruction
of large bone deficiencies



Recartic®
replacement of small
cartilage defects
of the knee



Faculty

ARGENSON JEAN-NOËL



Professor Jean-Noël Argenson, MD, PhD, is an orthopaedic surgeon specialized in hip and knee arthroplasty and is in charge as chairman of the department of orthopaedics and traumatology at the Aix-Marseille University Hospital. He is a Past-President of the European Knee Society and board member of the AORecon education platform. He currently serves as medical director at the Institute for Locomotion within Aix-Marseille University hospital. Index referenced publications on PubMed can be found for Professor Jean-Noël Argenson at: <http://www.ncbi.nlm.nih.gov/entrez/query.fcgi?search=Argenson+JN>. 205 References.

BABIS C. GEORGE



George C. Babis, MD, PhD, is Professor and Chairman at the University of Athens Medical School. He was a Visiting Fellow at Methodist Hospital, Houston, Texas as well as Research Fellow and twice Visiting Scientist at Mayo Clinic Biomechanics Lab., Orthopedic Department, Rochester, USA. Prof Babis is mainly interested in complex adult reconstruction and has performed 8000+ hip and knee surgeries. He is involved in Recon Clinical Research and is PI in multicenter RCT studies and participates in a European consortium for large-scale genome-wide association scan and functional genomic studies for osteoarthritis. He is member of 12 scientific societies and chairman of the Hellenic Chapter of AO-TEU, participating in many scientific and government committees. He is Associate Editor of Hip International and reviewer for major Journals (an "elite reviewer" for JBJS). He has published 140+ full papers in peer-reviewed international journals with 6200 citations, h-index 35. He has authored 25 textbook chapters including OKU-11 and lectured at 450+ meetings.

BENAZZO FRANCESCO



Professor Benazzo graduated in 1980, and immediately joined the team of Orthopedic and Traumatology specializing students of the Orthopedic and Traumatology Clinic of the University of Pavia. In 1987, he became assistant of the Sports Traumatology Section of the Orthopedic and Traumatology Clinic of the University of Pavia, until 1990. In this year, he moved on to a university career, becoming a Researcher in the orthopedic discipline, to finally become directly full professor of Orthopedics and Traumatology in 2000. From 2002, until 2020, he directed the Orthopedic and Trauma Clinic of the University of Pavia, the IRCCS Policlinico San Matteo Foundation, and the School of Specialties in the discipline. In 2009, he joined the design group of the Persona® knee prosthesis, and in 2015

Faculty

of the revision prosthesis PCCK. From 1 March 2020 he is Director of the Robotic Prosthetic Surgery Unit and Sports Traumatology Unit, at the Poliambulanza Foundation of Brescia, maintaining the chair of Orthopedics and Traumatology at the University of Pavia, and the Direction of the School of Specialty in this discipline.

BERBERICH CHRISTOF



Christof Berberich, MD, PhD, studied Molecular Biology & Microbiology at University of Heidelberg, Germany. He was a Postdoc, Lecturer & Project Leader in an international joint venture research project on vaccine development including long term stays in Spain & Colombia. He was Head of Laboratories & Clinical Lecturer at Kumasi Centre for Collaborative Research in Tropical Medicine (KCCR), Ghana & Hamburg, as well as Medical Advisor at GlaxoSmithKline and

Abbott Pharmaceuticals, Head of Medical Training and Scientific Expert in implant-associated infections at Heraeus Medical. He has lectured at 150+ medical education events & training courses on bone cement use, cementation techniques, prosthetic joint infection prophylaxis and treatment, diagnostics & microbiologic topics. as well as 30+ national & international congresses in orthopaedic and trauma infection topics. He has 29 scientific publications in peer-reviewed journals, 3 book chapters in books on Prosthetic Joint Infections. A recent publication is with Sanz-Ruiz P: Risk assessment of antibiotic resistance development by antibiotic-loaded bone cement - is it really a clinical concern?

BITOUNIS VASSILIOS



Dr. Vassilios Bitounis, MD Bristol, PhD., FRCS Ed, graduated from Athens University and was trained in the Department of Orthopaedics there. While working at the University Department of Orthopaedics in Bristol, UK, Dr Bitounis developed a particular interest in the treatment of arthritis, mainly of the hip and knee. He also created the "Combined Clinic" between the Orthopaedic Departments. With the support of the "Arthritis and Rheumatism

Council" he studied and wrote about the hip, for which he was awarded the highest title, MD Bristol and became FRCS Ed. Since 1990 he works in Athens as Chairman and a Consultant Orthopaedic Surgeon. He also worked from 1996-2010 as Consultant Orthopaedic Surgeon and Senior Lecturer at the University of Bristol. His main scientific interest is complex surgery of hip and knee. He is Visiting Professor of the University of Thessaloniki, is Past President of the Greek Orthopaedic Association and was National Delegate of Greece in SICOT and UEMS.

Faculty

CHEN ANTONIA



Antonia F. Chen MD/MBA is an Associate Professor at Harvard Medical School and the Director of Arthroplasty Research at Brigham and Women's Hospital, USA. She was the Associate Director of Research at the Rothman Institute, an Associate Professor at Sidney Kimmel Medical College, and the Director of Medical Education Curriculum, Musculoskeletal Studies at the Sidney Kimmel Medical College and Thomas Jefferson University. She received her BS from Yale University and her MD from Rutgers Medical School, where she graduated with Distinction in Research and was in the Alpha Omega Alpha Medical Honor Society. Antonia received her MBA from Rutgers Business School and is a member of the Beta Gamma Sigma Honor Society. She completed her orthopaedic residency at the University of Pittsburgh and her fellowship in hip and knee arthroplasty at the Rothman Institute. She has authored over 200 publications, 40 book chapters, and two books, and has won multiple research awards.

COBB JUSTIN



Professor Justin Cobb graduated in medicine from Magdalen College Oxford in 1982. He trained in Oxford, London and Brighton and completed his master's thesis in 1991. After his thesis, he was appointed consultant orthopaedic surgeon at The Middlesex Hospital. He was awarded a Hunterian Professorship in 1992. After 15 years as a consultant at UCLH and Hon Sen Lecturer at UCL, he joined Imperial College London as chair of orthopaedics in 2005.

Professor Cobb is also on the staff of King Edward VII Hospital for Officers and is Orthopaedic Surgeon to Her Majesty the Queen. Professor Cobb is not only a clinician. He runs the MSk Lab at Imperial College London, and devotes a large part of his time to biomedical engineering in an interdisciplinary team working on aspects from regenerative medicine to neurotechnology and dementia research. His main research themes in orthopaedics are: Gait Analysis, 3D planning, 3D printing and robotics.

COURTNEY MAXWELL



Education: 8/2007-5/2011: MD Georgetown University School of Medicine, Washington, DC. 9/2003-6/2007: BS in Mathematics Washington and Lee University, summa cum laude, Lexington, VA. 9/2003-6/2007: BA in Chemistry, Washington and Lee University, summa cum laude, Lexington, VA. Employment: 8/2017-Present: Attending Orthopaedic Surgeon, Rothman Institute, Philadelphia, PA. Academic Appointments: 8/2017-Present: Assistant Professor of Orthopaedic Surgery, Sidney Kimmel Medical College, Thomas Jefferson University, Philadelphia, PA. Hospital Affiliations: 4/2019-Present: Doylestown

Faculty

Hospital, Doylestown, PA. 8/2017-Present: Thomas Jefferson University Hospital, Philadelphia, PA. 8/2017-Present: Capital Health Medical Center, Hopewell, NJ. Postgraduate Training and Fellowship Appointments: 7/2016-7/2017: Fellowship in Adult Reconstruction, Rush University Medical Center, Chicago, IL. 6/2012-6/2016: Resident in Orthopaedic Surgery, University of Pennsylvania, Philadelphia, PA. 6/2011-6/2012: Intern in Orthopaedic and General Surgery, University of Pennsylvania, Philadelphia, PA. Professional License: 2017-Present: Medical License - New Jersey (25MA10140000). 2013-Present: Medical License - Pennsylvania (MD450957). 2016-2017: Licensed Physician and Surgeon - Illinois (036139530). 2011-2016: Medical Trainee License - Pennsylvania (MT199065)

DELLA VALLE CRAIG



Dr. Della Valle received his undergraduate and medical degrees from the University of Pennsylvania in Philadelphia, USA. He completed his residency at the Hospital for Joint Diseases in New York City and completed a fellowship in adult reconstructive surgery at Rush University Medical Center. He is presently the Aaron G. Rosenberg Endowed Professor of Orthopaedic Surgery and Chief of the Section of Adult Reconstruction at Rush University Medical Center

in Chicago, Illinois. Dr. Della Valle is a busy clinician who specializes in primary and revision total joint arthroplasty and has done more than 10,000 hip and knee replacements. A respected researcher, he has more than 250 peer reviewed publications on topics including unicompartmental, primary and revision total knee arthroplasty as well as total hip arthroplasty, hip resurfacing and revision total hip arthroplasty. Dr Della Valle is a member of The Hip Society, The Knee Society and The International Hip Society. He is also a Past President for the American Association of Hip and Knee Surgeons.

DROSOS GEORGIOS



Professor Georgios Drosos, MD, PhD, is an Orthopaedic Surgeon and Professor of Orthopaedics and Chairman of the Department of Orthopaedic Surgery, Medical School, Democritus University of Thrace, University General Hospital of Alexandroupolis in Greece. He trained at the Naval Hospital of Athens and at the Royal United Hospital in Bath, UK. He was a Medical Officer in the Greek Navy until 2006. Since then, he has been a member of the faculty at the

Medical School, Democritus University of Thrace. His special clinical and research interests are hip and knee replacement, Fast-track / ERAS (Enhanced Recovery after Surgery), Short Stem Total Hip Arthroplasty, SuperPATH Minimal Invasive Surgery, musculoskeletal infections, osteomyelitis in diabetic foot, periprosthetic joint infection, local antibiotic application, orthopaedic trauma, osteoporosis - fragility fractures. He has published 90 articles in International Journals.

Faculty

EPINETTE JEAN ALAIN



Dr. Jean Alain Epinette is an Orthopaedic Surgeon and has been working for the past 20 years in the department of Hip and Knee Reconstructive Surgery in a Private Clinic in Bruay-La-Buissière, France. He is fully involved in scientific matters in Orthopaedics, namely within the area of hydroxyapatite coatings in arthroplasty, unicompartmental knee replacement, highly-crossed linked polyethylene matters, and Hip Mobile Bearings outcomes. He has participated in numerous books and publications, including several

books as editor (<http://www.ncbi.nlm.nih.gov/pubmed/?term=epinette+ja>). He is a member of all major National and International Orthopaedic Scientific Societies (SFHG, SOFCOT, EHS, ISTA, SICOT), and Past President of the French Hip and Knee Arthroplasty Society (SFHG), still in charge of the www.sfhg.fr web site as webmaster. He is currently President of EHS. His second major activity regards Computerized and Outcomes Studies in Orthopaedics. He is the founder and CEO of the ARIA sas Company, devoted to developments of software suites, monitored clinical studies and consulting matters in Orthopaedics, and especially since 1996 the OrthoWave software suite, devoted to Outcomes Studies and Evaluation in Arthroplasties (www.orthowave.net) which currently features a web-based on-line program as a "cloud computing" worldwide system.

GOODMAN STUART



Professor Stuart B. Goodman (MD, MSc, PhD, FRCSC, FACS, FBSE, FICORS) is the Ellenburg Professor of Surgery, and Professor with Tenure, Department of Orthopaedic Surgery, Stanford University. He has an appointment in the Department of Bioengineering, and is a Fellow of ChEM-H. He was Chief of Orthopaedic Surgery from 1994-2002. Dr. Goodman received his BSc, MD and MSc from the University of Toronto, and his PhD from Lund University, Sweden.

He was Chairman of the AAOS Biological Implants Committee, and member of the Biomedical Engineering Committee. He is a member of the Hip Society (American, European and International), Knee Society, AAHKS and ARCO, a consultant to the FDA, and former vice-chairman of the NIH MTE study section. His clinical practice concentrates on adult reconstructive surgery; his clinical research interests include outcome studies for joint arthroplasty, juvenile arthritis, and osteonecrosis. His basic science interests center on biocompatibility of implants, inflammation and tissue engineering. He has published over 540 peer-reviewed manuscripts.

Faculty

GÜNTHER KLAUS-PETER



Professor Klaus-Peter Günther, MD, is Professor and Chairman at the University Center of Orthopaedic, Trauma and Plastic Surgery, University Medicine Dresden, Technical University of Dresden, Germany. He is Vice-dean of Strategy and Finances of the Medical Faculty there and Co-Director of the University Centre of Orthopaedics and Traumatology, University Hospital Carl Gustav Carus Dresden. In 2001 he was a Harvard Fellow at Brigham and Women's Hospital, Boston, USA. He is a member of European Commission expert panel "Medical devices" and current President of European Federation of Orthopaedics and Traumatology (EFORT) as well as in the EHS SciCom and EduCom. Previously, he's been on the ExCom of the German Arthroplasty Registry (EPRD), was a founding member of the EndoCert©-initiative, President of "Arbeitsgemeinschaft Endoprothetik", President of the German Society of Orthopaedic Surgery (DGOOC), and a Steering committee member of the OMERACT/OARSI initiative "Outcome measures in osteoarthritis". He is on the Editorial Board of several national and international journals.

HOWELL R. JONATHAN



Mr. Jonathan R. Howell (MBBS, MSc, FRCS (Trauma & Orthopaedics)) has been a consultant at the Princess Elizabeth Orthopaedic Centre for over 10 years. He studied medicine at King's College, London, after which he completed a short service commission for six years with the Royal Air Force. He was awarded the Royal College of Surgeons Fellowship in 1996 and then came to the South West for six years of orthopaedic training. He undertook research with Robin Ling, which led to The British Orthopaedic Research Society Young Investigator of the Year award in 1999 and an MSc degree in 2003. In 2002, he moved to Vancouver for a year to study North American techniques of complex hip surgery. On his return he joined the Hip Team at Exeter, firstly as a fellow and then as a consultant. His ongoing research into hip surgery has resulted in several publications and he is Treasurer of the British Hip Society.

HUBBLE J.W. MATTHEW



Mr. Matthew J.W. Hubble (MB, BSc, FRCS (Trauma & Orthopaedics)) studied medicine at London University and graduated from St Thomas' Hospital Medical School in 1989, where he was awarded the Beaney Prize for Surgery. Before University he served in the British Army. His early posts included teaching Anatomy at St Bartholomew's and The Royal London Hospitals. He passed the Fellowship of the Royal College of Surgeons of England (FRCS) in 1993, and also of



Faculty

Ireland (FRCSI) later the same year. He trained in orthopaedic surgery in Bristol and the South West. He obtained the FRCS in Trauma & Orthopaedic Surgery in 1999. In 2000 he undertook a surgical fellowship in Melbourne, Australia. Mr. Hubble was appointed as a Consultant Orthopaedic and Trauma Surgeon in Exeter in 2001, operating at the Princess Elizabeth Orthopaedic Centre and the Exeter Nuffield Hospital. He specialises in hip surgery, particularly primary, complex and revision hip joint replacement and hip fracture surgery.

KARACHALIOS THEOFILOS



Professor Theofilos Karachalios (MD, DSc, PhD) is Professor of Orthopaedic Surgery, Orthopaedic Department, University of Thessalia, University General Hospital of Larissa, Hellenic Republic. He qualified from the Medical School of Athens University and completed his MD at the Orthopaedic Department there. He worked at the Bristol Royal Infirmary, UK and completed a postgraduate diploma in biomechanics and bioengineering at Strathclyde University (Glasgow, UK). He has published 151 papers in international Journals (Index Medicus) with a total impact factor of 330.5 (140 are in Pubmed). He has 4200 citations with an h-index of 30. He is the author and editor of two books: "Bone implant interface in Orthopaedic Surgery - from basic science to clinical application" (Springer-Verlag 2014) and "Long term outcome of total knee arthroplasty" (Springer-Verlag 2015). He is co-Editor in Chief of Hip International. He was also the 2015 Chairman of HAOST (Greek Orthopaedic Association). He is Treasurer for EFORT.

KASSAM M. AL-AMIN



Mr. Al-Amin Kassam (MBBS, BSc (hons), FRCS (Trauma & Orthopaedics)) studied medicine at Guys, Kings and St Thomas' School of Medicine. He undertook his basic surgical training at Guys and St Thomas', Cambridge and Exeter. Mr. Kassam undertook his higher surgical training in Trauma and Orthopaedic Surgery in the SW Peninsula region and has worked in Exeter, Plymouth and Torbay. He was awarded the Royal College of Surgeons Fellowship in 2016. He undertook the prestigious complex and revision hip and knee fellowship at the world renowned Nuffield Orthopaedic Centre in Oxford with a special interest in bone and joint infections. He returned to Exeter to become a Ling fellow within the Exeter hip unit before being appointed as a Consultant in Exeter in 2018. He specialises in complex primary and revision hip arthroplasty. Mr. Kassam has a special interest in medical leadership and was awarded a place on the British Orthopaedic Association (BOA) Clinical Leaders Programme.

Faculty

KENANIDIS EFSTATHIOS



Dr. Efstathios Kenanidis graduated MD 'Cum Laude' from the AUTH Medical School. He was awarded the certificate of completion of specialty training in 2013. Dr Kenanidis holds a PhD in Orthopaedics and an MSc in Medical Experimental Methodology, from AUTH Medical School. He is a Consultant Orthopaedic Surgeon of the International Center of Arthroplasty and Revision Orthopaedic Surgery (since 2015). He did a Clinical Fellowship in Hip Joint

Arthroplasty and Conservative Hip Surgery - Preservation (EFORT Visiting Fellowship in Geneva, Switzerland) and a Research Fellowship at University College London's Department of Biomechanics. He is an Associate Lecturer of the Academic Orthopaedic Department, Papageorgiou General Hospital, AUTH, and Director of the Arthroplasty Registry Thessaloniki (since 2017). He is Head of the Clinical Trials Section of the CORE at CIRI-AUTH and is Senior Research Associate of the UCL Department of Biomechanics. He is the main author of 75 full papers in PubMed (850 citations/ H factor:17). He has contributed to more than 50 chapters in Greek and International Orthopaedic textbooks.

KOSTAKOS ATHANASIOS



Dr. Athanasios Kostakos is a graduate from the Medical School of the National and Kapodistrian University of Athens and a doctor of the Medical School of the University of Ioannina, Greece. Dr Kostakos completed his residency at KAT Hospital in Athens and was trained in scientific centres in Great Britain and Switzerland. He is author and co-author of many peer-reviewed papers. He has been a member of the Executive Committee of the College of the Hellenic

Orthopaedic Surgeons (2013-2014 & 2019) and a President of HAOST Section of Regenerative Hip & Knee Surgery (2013-2014). He is the President of the Hellenic Association of Orthopaedic Surgery and Traumatology.

LUSTIG SEBASTIEN



Professor Sébastien Lustig is a French surgeon, Chair of the Arthritis and Joint Replacement Department at Lyon North University Hospital. Prof Lustig is actively involved in a number of international orthopaedic organizations, including committee appointments for ISAKOS (International Society for Arthroscopy, Knee Surgery, and Orthopedic Sports Medicine, chair of Knee Arthroplasty Committee), EKS (European Knee Society, chair of Travelling Fellowship

Committee) and EHS (European Hip Society). He is also a board member of the French Hip and Knee Society. Performing over 800 arthroplasties per year, he has a specific interest in rapid recovery, robotic assisted surgery, and revision surgery. He completed his PhD in biomechanics in 2010, thanks to his research on Computer assisted surgery and Total Knee Arthroplasty. He has published over 200 research articles and is serving as Arthroplasty Deputy Editor for JBJS Am.

Faculty

MACHERAS GEORGE



Dr. George Macheras, MD, PhD, completed his Medical Degree at Aristotle University of Thessaloniki and Orthopaedics at the NIMTS Hospital Athens. After Fellowships in Switzerland, Italy and Germany, he attended St. George's Medical School (University of London, UK) rotation training scheme in Orthopaedics. He has a vast experience in Arthroplasty (hip and knee) and revision surgery and in high CDH cases and revision hip and knee (septic and aseptic). Dr. Macheras was a founding member of EHS and as President organized the 2010 EHS Congress in Athens. He is a member of the International Hip Society and Past President of the Hellenic Orthopaedic Association. He takes part in SciComs nationally and internationally and has made 243 international congress presentations; 80 papers in International journals (Index Medicus); 68 in Greek Journals; 14 book chapters; run 20 international clinical trials. He lectures in the Middle East and China. He is Head of the Orthopedic Department at KAT Hospital in Athens as well as Director of Medical services and a Consultant Orthopaedic surgeon.

MALIZOS KONSTANTINOS



Professor and Chairman of Orthopaedic Surgery, Academic Orthopaedic Department, University Hospital of Larissa, Greece.

MARIN PEÑA OLIVER



Dr. Oliver Marin-Peña is a Senior Consultant at the Hip Surgery Unit, Orthopaedic Surgery & Traumatology Department at University Hospital Infanta Leonor (Madrid, Spain), where he oversees clinical research and develops hip surgery and clinical visits for complex hip cases. His focus is young hip patients requiring conservative treatment, hip preserving surgery and hip arthroplasty (primary and revision), on which he lectures at international meetings worldwide.

His Doctorate is from Autonoma University of Madrid and Orthopedics from Hospital Severo Ochoa (Madrid). He did a fellowship in Adult Lower limb surgery at Mayo Clinic (Rochester, USA) and a focus in Revision and Complex Primary THR at Mayo Clinic & Rush Presbyterian Hospital (Chicago). He received SECOT's "Miguel Cabanela 2013 Award" with an observership in Primary and Revision THA at Mayo & an Observership in Hip Preserving Surgery at Hospital for Special Surgery (New York). He is published internationally with chapters in hip surgery books (45+ international refs <https://orcid.org/0000-0002-7814-5766>). He is author of:



Faculty

“Femoroacetabular Impingement” (Springer); a member of Spanish Arthroscopy Association (Board), AAOS (Adult Reconstruction Hip Program Committee), EHS (Ambassador), EFORT, SICOT, ISHA and ESSKA (Hip Committee); and Chairman of the Annual Meeting Hip Surgery in Young Adult (Madrid). He is a member of the Editorial Committee of “Journal for Hip Preservation Surgery” and a hip reviewer for “SICOT-Journal”.

MEGAS PANAGIOTIS



Professor Megas is Professor and Director of the Orthopaedic Clinic and Head of the School of Medicine at Patras University, Greece. He graduated in Medicine from the University of Athens. Throughout his career, he has had a continuous involvement and has taught in acute trauma care, orthopaedic oncology, and in a wide range of general elective orthopaedic surgeries. He is a clinician visitor at the Oncology Service of the Royal Orthopaedic Hospital in Birmingham, UK, the Orthopaedic Clinic of St. Anna University Hospital in Bochum, Germany and the Instituto Ortopedico Rizzoli University of Bologna, Italy. His main clinical and research interests are hip and knee reconstructive surgeries and orthopaedic oncology. He is a supervisor or member in eight funded research programmes and editor of the textbook: “Tumors of musculoskeletal system” (2nd ed. 2004), which is taught in undergraduate medical training. He is a member of many national and international scientific committees, and reviewer for four scientific journals. He got the ICH Good Clinical practice certification in 2017.

PAPAGELOPOULOS PANAYIOTIS



Panayiotis J. Papagelopoulos, MD, DSc, FACS is President of the International Society of Limb Salvage (ISOLS), Professor & Chairman of the First Department of Orthopedics, Athens University Medical School, and Director, Orthopaedic Research & Education Center “Panayotis N. Soucacos” at Attikon University General Hospital. He is Chief of the Musculoskeletal Oncology Unit at ATTIKON University General Hospital. He was Mayo Clinic Clinical Fellow in Orthopaedic Oncology, Adult Reconstruction and Spine Surgery (1991-1994) and served as Consultant and Professor at the Department of Orthopaedics, Mayo Clinic & Mayo Medical School, Rochester MN, USA. He is author of more than 400 international peer-reviewed publications and 40 international textbook chapters with more than 9000 citations. He is International Associate Editor of Clinical Orthopedics and Related Research, and member of many International Journals Editorial Boards. He is Representative of the Hellenic Association of Orthopedic Surgery and Traumatology at the European Union of Medical Specialists (UEMS, 2021-2023). Professor Papagelopoulos was President of the Hellenic Association Orthopaedic Surgery & Traumatology in 2019 and he is member of many international societies including the American College of Surgeons (ACS), American Academy of

Faculty

Orthopaedic Surgeons (AAOS), American Musculoskeletal Tumor Society (MSTS), the International Society for Limb Salvage (ISOLS), the European Musculoskeletal Oncology Society (EMSOS) & the World Society of Reconstructive Microsurgery (WSRM).

PARVIZI JAVAD



Dr. Javad Parvizi has been at the Rothman Institute since 2003, where he leads the research team. He specializes in the management of young patients with hip disorders such as dysplasia and femoroacetabular impingement. He has performed over 1000 femoroacetabular osteoplasty procedures, 300 pelvic and femoral osteotomies, and over 5000 hip replacements in young adults.

Dr. Parvizi is a native of Azerbaijan, Iran. He completed medical school in the UK and did research at the Mayo Clinic (USA) identifying methods to regenerate cartilage and bone. After a Masters in molecular biology from Mayo, he completed a residency in orthopedic surgery there. Dr Parvizi did a fellowship in Switzerland on the management of hip disorders in young adults and spent time with Professor Ganz at the Inselspital, Berne in 2002. His interest in research and clinical practice includes prevention and diagnosis of joint infection, joint preservation in adults, and prevention of thromboembolism following orthopedic procedures. He has published 700+ scientific articles and 18 text books including books on hip and knee. He has received numerous awards from societies and funding for his research including from the National Institute of Health, Department of Defense and Orthopedic Research and Education Foundation. Dr. Parvizi was President of Musculoskeletal Infection Society (2013) and Eastern Orthopedic Association (2018) and lectures extensively and holds various honorary memberships.

POULTSIDES LAZAROS



Lazaros Poultsides is an Attending Orthopaedic Surgeon at Papageorgiou General Hospital, Thessaloniki, Greece. He is an Assistant Professor of Orthopaedic Surgery, School of Medicine, Faculty of Health Sciences, Aristotle University of Thessaloniki, Greece. He obtained his Medical Diploma degree at University of Athens Medical School, Greece, his Master of Science in Health Care Administration at University of Athens, Greece, his PhD in

Orthopaedics and specialty in Orthopaedics at the University Hospital of Larissa, University of Thessalia, Greece. He completed his fellowship in Musculoskeletal Infections and Orthopaedic Trauma at the University of Southern California, Keck School of Medicine, Los Angeles, CA. Dr. Poultsides was fellowship trained in Adult Reconstruction and Joint Replacement, Sports Hip injuries, Hip Arthroscopy - Hip Preservation Surgery at Hospital for Special Surgery, New York, NY. Dr. Poultsides worked as a Consultant, Instructor, and Assistant Scientist at the Hospital for Special Surgery-Weill Cornell Medicine. He was appointed faculty in the Department of

Faculty

Orthopaedic Surgery, Division of Adult Reconstruction and Joint Replacement at New York University Langone Orthopedic Hospital. He was an Assistant Professor of Orthopaedic Surgery at New York University School of Medicine, and Chief of Adult Reconstruction Surgery at Bellevue Hospital, Manhattan, NY. He has published more than 150 peer-reviewed articles and book chapters and presented more than 300 papers in national and international meetings. His main areas of clinical expertise and research are joint preservation, replacement and revision, minimally invasive and robotic hip and knee surgery, and sports hip and knee injuries.

RIVIERE CHARLES



Charles Riviere is a consultant hip & knee reconstruction surgeon specialised in techniques preserving joint anatomy, peri-articular soft-tissue integrity, and bone stock, with promotion of a 'À LA CARTE' surgical strategy in order to optimise patients' clinical outcomes. He is currently practicing between Bordeaux-Mérignac (Clinique du Sport, Centre de l'Arthrose) and London (The Lister Hospital). In addition, he holds the position of Honorary Senior

Lecturer at Imperial College London, and contributes to research as part of the MSK-Lab team. He is a member of EHS and EKS, as well as the French Hip and Knee Society (SFHG). His research is orientated towards the assessment and refinement of the kinematic alignment techniques for hip and knee replacement. In collaboration with Professor Vendittoli, he has launched the Personalized Arthroplasty Society (PAS), which aims to support, develop, teach, and promote sophisticated personalized arthroplasty techniques. Dr Riviere published an open access book describing surgical techniques and implants used for patient-specific hip and knee replacement (<https://link.springer.com/book/10.1007/978-3-030-24243-5>).

SCHREURS WIM



Professor Berend Willem Schreurs has been involved in the research on mainly cemented total hip arthroplasties since 1985. His research has been focused on cement properties and bone impaction grafting. He was the successor of Professor Tom Slooff at the Radboud University of Nijmegen in The Netherlands and hence he was involved early on in research on acetabular bone impaction grafting. Together with the Exeter group, the Nijmegen team was

also involved in the development of femoral bone impaction grafting. Clinically, his current focus is on hip arthroplasty in the young patient and complex revision surgery. He is co-author of more than 150 PubMed publications. He is very proud to have been the President of the European Hip Society between 2016 and 2018. He has been appointed as professor on behalf of the Dutch Arthroplasty Registry since 2019. Therefore, his focus is now more on data of arthroplasty registries.

Faculty

SCHWARZKOPF RAN



Professor Ran Schwarzkopf completed his medical school at Ben Gurion University, Israel, and his residency at NYU/Hospital for Joint Diseases NYC, USA. He did a Fellowship in adult reconstruction surgery at Brigham and Women's hospital, Harvard University Boston. He is Associate Chief Division of Adult Reconstruction Surgery NYU Langone Orthopedic Hospital and Associate Program Director Orthopedic Surgery Residency, NYU Langone Orthopedic Hospital. He is an orthopaedic surgeon with vast clinical and research experience in total joint surgery, patient outcomes, and the intersection of these clinical challenges in adult reconstruction surgery. He is the current director of NYU adult reconstruction research center. He has over 330 peer reviewed publications, all relating to orthopaedic surgery basic science, outcomes and biomechanics and has published extensively on total joint replacement surgery outcomes and related risk factors.

TSIRIDIS ELEFTHERIOS



Eleftherios Tsiridis MD, MSc(Orth), DMed, PhD(London), FACS, FRCS is Professor and Chairman of Orthopaedic Surgery at Papageorgiou General Hospital, Aristotle University Medical School Thessaloniki (AUTH), Director of Adult Joint Reconstruction, Chairman of the Arthroplasty Registry Thessaloniki (ART) and Visiting Professor of Orthopaedics at the Biomechanics Department of UCL. He is Secretary General of EHS (2012-21), Chairman of the International Centre for Arthroplasty and Robotic Orthopaedic Surgery (ICAROS) and Director of the Centre for Orthopaedic Research (CORE) at AUTH. He is President of the Hellenic Hip & Knee Society, President of MAST, and founder/CMO of Virtual Reality Arthroplasty start up (ORAMA VR). He received his MD (Cum Laude) from Athens University, his MSc (Orth) from UCL and PhD from King's College, University of London and he is a Fellow of both the Royal and the American College of Surgeons. He trained in the UK, including Stanmore (UCL), and fellowship-trained at Exeter (Ling Fellow), Boston Medical Centre and Harvard Children's Hospital, USA and worked as Consultant/Associate Professor in Orthopaedics for 20 years. He is the recipient of the "Latta Fellowship" from the British Orthopaedic Association and the "Rothman/Ranawat" Arthroplasty Fellowship, USA. He is the book editor of "The Adult Hip: Master Case Series and Techniques" (Springer 2018), has supervised 15 PhDs and has received €2million in research grants. He has published 220 full papers which attract 10,000 citations (h:45) and 70 book chapters. He is a high volume arthroplasty and revision hip and knee surgeon with special interest in minimal invasive and robotic surgery; pelvic-acetabular reconstruction and periprosthetic joint infection. He is best known in the literature for his pioneering work on revision for periprosthetic fractures, bone regeneration using stem cells, introducing VR to arthroplasty and leading ROSA robotics in Greece.



Faculty

WILSON J. MATTHEW



Mr. Matthew J. Wilson (MB BS FRCS (Trauma & Orthopaedics)) was appointed as a Consultant Trauma and Orthopaedic Surgeon at the Princess Elizabeth Orthopaedic Centre in Exeter in 2010. His elective interest is now specialised to hip surgery - preservation, replacement and revision. Mr. Wilson studied medicine at St Bartholomew's Hospital Medical College, at UCL, qualifying in 1997. After surgical training in Reading, Oxford and Nottingham, Mr. Wilson completed a trauma fellowship at Massachusetts General Hospital in Boston (USA). He then moved to the South-West of England to spend one year as a Hip Fellow in Exeter. He is one of a select group of surgeons in the country who is fellowship-trained in hip arthroscopy. Together with his colleagues in the Exeter Hip Unit, Mr. Wilson trains international surgeons in the hip surgery techniques and runs the international surgeon visitor programme. He sits on the National Joint Registry RCC Committee, is Secretary of the BHS Non-Arthroplasty Hip Registry User Group and is on the Editorial board for the Annals of the Royal College of Surgeons of England.

Femoral Hip System: **Accolade® II**

Designed to fit more
patients, designed
to fit your approach™.

Distributed by:

Rontis
Driven by innovation

Rontis Hellas AEBE

Σωρού 38, 151 25, Μαρούσι, Αθήνα

Τηλέφωνο: +30 210 6109090, Fax: +30 210 6108748,

Email: infohellas@rontis.com, www.rontis.gr

References

1. Wuestemann T, Bastian A, Schmidt W, et al. A novel technique for studying proximal femoral bone morphology for hip implant design. 56th ORS Annual Meeting, New Orleans, LA, USA, March 6-9, 2010. Poster #2217.
 2. Wuestemann T, Bastian A, Parvizi J, et al. A novel tapered hip stem design optimized for femoral fit in a wide array of bone types. 12th EFORT Congress, Copenhagen, Denmark, 1-4 June 2011. Presentation. Fit based on 556 CT scans.
- A surgeon must always rely on his or her own professional clinical judgment when deciding whether to use a particular product when treating a particular patient. Stryker does not dispense medical advice and recommends that surgeons be trained in the use of any particular product before using it in surgery. The information presented is intended to demonstrate the breadth of Stryker product offerings. A surgeon must always refer to the package insert, product label and/or instructions for use before using any Stryker product. Products may not be available in all markets because product availability is subject to the regulatory and/or medical practices in individual markets. Please contact your Stryker representative if you have questions about the availability of Stryker products in your area. Stryker Corporation or its divisions or other corporate affiliated entities own, use or have applied for the following trademarks or service marks: Accolade, Designed to fit more patients, designed to fit your approach. Stryker. All other trademarks are trademarks of their respective holders.
- Copyright © 2017 Stryker. All rights reserved. Printed in the USA.
ACCII-AD-1_Rev-1_12818 01/17

Triathlon®

Designed to work with the body.



**Studies have consistently shown
Triathlon & the single radius provide:**

- Stability¹⁻³
- Satisfaction⁴
- Survivorship⁴⁻⁷

Distributed by:

Rontis
Driven by innovation

Rontis Hellas AEBE

Σωρού 38, 151 25, Μαρούσι, Αθήνα

Τηλέφωνο: +30 210 6109090, Fax: +30 210 6108748,

Email: infohellas@rontis.com, www.rontis.gr

References

1. Larsen et al. Single-Radius Total Knee Implant Outperforms Multi-Radius Design in Level Walking Kinematics and Kinetics. ISTA 2013 Meeting. Poster 2289.
 2. Cook L, Kille A, Szubski C, Rosecrick J, Molloy R, Baroun W. Functional Outcomes Used to Compare Single Radius and Multiradius of Curvature Designs in Total Knee Arthroplasty. J Knee Surg 2012;25:249-264.
 3. Shimizu N, et al. In Vivo Movement of Femoral Flexion Axis of a Single-Radius Total Knee Arthroplasty. J Arthroplasty (2014)
 4. Scott C et al. Five-year survivorship and patient-reported outcome of the Triathlon single-radius total knee arthroplasty. Knee Surg Sports Traumatol Arthrosc. Published online 13 March 2014.
 5. Harwin SF, Issa K, Gliven K, Hitt KD, Greene KA, Pivec R, Kester M, Mont MA. Clinical and Patient-reported Outcomes of Primary TKA With a Single-radius Design. Orthopedics. 2013 Jul 1;36(7):e877-882.
 6. National Joint Registry for England, Wales and Northern Ireland. 10th Annual Report 2013. Excerpt from Table 3.21 Kaplan-Meier estimated cumulative percentage probability of first revision (95% CI) of a primary total knee replacement by main type of implant brand at the indicated number of years after primary operation. Page 174.
 7. Australian Orthopaedic Association Joint Replacement Registry Annual Report 2013. Excerpt from Table KT1: Ten Most Used Femoral Prostheses in Primary Total Knee Replacement. Page 124.
- A surgeon must always rely on his or her own professional clinical judgment when deciding whether to use a particular product when treating a particular patient. Stryker does not dispense medical advice and recommends that surgeons be trained in the use of any particular product before using it in surgery.
- The information presented is intended to demonstrate the breadth of Stryker's product offerings. A surgeon must always refer to the package insert, product label and/or instructions for use before using any of Stryker's products. The products depicted are CE marked according to the Medical Device Directive 93/42/EEC. Products may not be available in all markets because product availability is subject to the regulatory and/or medical practices in individual markets. Please contact your sales representative if you have questions about the availability of products in your area.
- Stryker Corporation or its divisions or other corporate affiliates own, use or have applied for the following trademarks or service marks: Stryker, Triathlon. All other trademarks are trademarks of their respective owners or holders. // TRIATH-POS-16_Rev-1_10186



General Information

Masterclass Dates

December 11th - 13th, 2020

E- Conference Platform

The e-conference will be held through live streaming with a specific software platform. Through the e-conference platform participants will have the opportunity to interact with each other, communicate and exchange ideas in real time.

Official Language

English will be the official language of the Masterclass and no simultaneous translation will be provided.

CME Accreditation

An application has been made to UEMS EACCME for the accreditation of this event.

Certificate of Attendance

According to the European Accreditation Council for Continuing Medical Education (EACCME®), each medical specialist should claim only those credits that he/she actually spent in the educational activity. Certificates will be provided after the completion of the Scientific Program.

Exhibition

The exhibition will be available via the platform environment where the exhibitors' logos will be visible throughout the e-conference.

Registration Fees

Registration Type	Cost
Specialists	100 €
Residents	60 €
Physiotherapists	60 €
Nurses	Free
Undergraduate Students	Free

**Above rates include VAT 24%*

Masterclass Secretariat



Global Events
...makes the difference!
Conference & Event Management


THESSALONIKI:

50A Stadiou Str., 55535 Pylea, Thessaloniki
T +30 2310 247743, **F** +30 2310 247746, **E** info@globalevents.gr

ATHENS:

2 Valestra str. & 168 A. Syngrou Av., 17671 Kallithea, Athens, Greece
T +30 210 3250260, **E** athens@globalevents.gr

www.globalevents.gr



EXETER[®]

Femoral Hip System:

- ✓ **Proven** - Backed by 50 years of proven clinical performance.^{1,2}
- ✓ **Progressive** - Backed by an active medical education and design panel.³
- ✓ **One** - Streamlined system for Primary, Revision and Hip Fracture procedures.⁴

Distributed by:

Rontis[®]
Driven by innovation

Rontis Hellas AEBE

Σωρού 38, 151 25, Μαρούσι, Αθήνα

Τηλέφωνο: +30 210 6109090, Fax: +30 210 6108748,

Email: infohellas@rontis.com, www.rontis.gr

References

1. "The long-term results of the original Exeter polished cemented femoral component" Ling R, Charity J, Lee A, Whitehouse S, Timperley A, Gie G Journal of Arthroplasty, (2009); 24(4):511-1.

2. National Joint Registry for England and Wales, 9th Annual Report 2012.

3. The Exeter Hip 50 years of Innovation in Total Hip Arthroplasty, Issue 1, Ling et al, Exeter Hip, Publishing 2010.

4. The Exeter Hip 50 years of Innovation in Total Hip Arthroplasty, Issue 1, Chapter 3.1 "Exeter Hip Instrumentation" J Howell, Exeter Hip Publishing 2010.

A surgeon must always rely on his or her own professional clinical judgment when deciding whether to use a particular product when treating a particular patient. Stryker does not dispense medical advice and recommends that surgeons be trained in the use of any particular product before using it in surgery.

The information presented is intended to demonstrate the breadth of Stryker product offerings. A surgeon must always refer to the package insert, product label and/or instructions for use before using any Stryker product. The products depicted are CE marked according to the Medical Device Directive 93/42/EEC. Products may not be available in all markets because product availability is subject to the regulatory and/or medical practices in individual markets. Please contact your Stryker representative if you have questions about the availability of Stryker products in your area.

Please contact your Stryker representative if you have questions about the availability of Stryker products in your area.

EXETER-AD-2 © 2014 Stryker Corporation. All rights reserved. Printed in the USA.

Know more. Cut less.

Know how some things are simply better together?
Like the knowledge that comes from a CT-based plan that captures each patient's unique anatomy, and
Know how some things are simply better together?
Like the knowledge that comes from a CT-based plan that captures each patient's unique anatomy, and
Mako's AccuStop™ haptic technology, which helps you use this knowledge to precisely and accurately cut what you've planned.^{1,2,3}

So you know more and cut less.^{4,5,6,7*}

That's Mako. SmartRobotics™.

Distributed by:

Rontis
Driven by innovation

Rontis Hellas AEBE

Σωρού 38, 151 25, Μαρούσι, Αθήνα

Τηλέφωνο: +30 210 6109090, Fax: +30 210 6108748,

Email: infohellas@rontis.com, www.rontis.gr



Visit makosmartrobotics.com to learn more.

References

* For the Mako Total Knee application, "cut less" refers to less soft tissue damage and greater bone preservation as compared to manual surgery.^{5,6} For the Mako Total Hip and Partial Knee applications, "cut less" refers to greater bone preservation as compared to manual surgery.^{4,7}

1. Anthony I. Bell SW, Blyth M, Jones B et al. Improved accuracy of component positioning with robotic-assisted unicompartmental knee arthroplasty. J Bone Joint Surg Am. 2016;98-A(8):627-35. // 2. Ilgen, R, Bukowski, B, Abiola, R, Anderson, P, Chughtai, M, Khlopas, A, Mont, M. Robotic-assisted total hip arthroplasty: Outcomes at minimum two year follow up. Surgical Technology International. 2017 July 25; 30:365-372. // 3. Mahoney O, Kinsey T, Mont M, Hozack W, Orozco F, Chen A. Can computer generated 3D bone models improve the accuracy of total knee component placement compared to manual instrumentation: a prospective multi-center evaluation? International Society for Technology in Arthroplasty 32nd Annual Congress, Toronto, Canada, October 2-5, 2019. // 4. Suarez-Ahedo, C; Gui, C; Martin, T; Chandrasekaran, S; Domb, B. Robotic arm assisted total hip arthroplasty results in smaller acetabular cup size in relation to the femoral head size: A Matched-Pair Controlled Study. Hip Int. 2017; 27 (2): 147-152. // 5. Haddad, F.S, et al. Iatrogenic Bone and Soft Tissue Trauma in Robotic-Arm Assisted Total Knee Arthroplasty Compared With Conventional Jig-Based Total Knee Arthroplasty: A Prospective Cohort Study and Validation of a New Classification System. J Arthroplasty. 2018 Aug;33(8):2496-2501. Epub 2018 Mar 27. // 6. Hozack, W, Chen, A, Khlopas, A, Mahoney, O, Mont, M, Murray, T, Orozco, F, Higuera Rueda, C, Stearns, K. Multicenter Analysis of Outcomes after Robotic-Arm Assisted Total Knee Arthroplasty. American Academy of Orthopedic Surgeons Annual Meeting, Las Vegas, NV, March 12-16, 2019. // 7. Banks, Scott A, PhD. Haptic Robotics Enable a Systems Approach to Design of a Minimally Invasive Modular Knee Arthroplasty. Am J Orthop. 2009;38(2 suppl):23-27. February 2009.

A surgeon must always rely on his or her own professional clinical judgment when deciding whether to use a particular product when treating a particular patient. Stryker does not dispense medical advice and recommends that surgeons be trained in the use of any particular product before using it in surgery. The information presented is intended to demonstrate the breadth of Stryker's product offerings. A surgeon must always refer to the package insert, product label and/or instructions for use before using any of Stryker's products.

Products may not be available in all markets because product availability is subject to the regulatory and/or medical practices in individual markets. Please contact your sales representative if you have questions about the availability of products in your area. Stryker Corporation or its divisions or other corporate affiliated entities own, use or have applied for the following trademarks or service marks: AccuStop, Mako, SmartRobotics, Stryker. All other trademarks are trademarks of their respective owners or holders.



Acknowledgements

The Organizing Committee would like to acknowledge the success of the masterclass to the following companies.

Platinum Sponsors



ZIMMER BIOMET
Your progress. Our promise.®

stryker

Rontis®
Driven by innovation



DePuy Synthes
PART OF THE Johnson & Johnson FAMILY OF COMPANIES



Heraeus



Menarini Hellas





50%

Of all total knee replacements are estimated to be performed robotically by the year 2030.¹

ARE YOU READY TO MEET THE DEMAND?

ROSA® Knee

References: 1. Hazan, A., Perse, J., & Coover, P. (2019). The Future of Medical Robotics: A Deep Dive into the Procedures, Technologies & Companies Shaping the Revolution (2nd ed., Medical Devices, pp. 1-180, Rep.). Citi Research. All content herein is protected by copyright, trademarks and other intellectual property rights, as applicable, owned by or licensed to Zimmer Biomet or its affiliates unless otherwise indicated, and must not be redistributed, duplicated or disclosed, in whole or in part, without the express written consent of Zimmer Biomet. This material is intended for health care professionals. Distribution to any other recipient is prohibited. For indications, contraindications, warnings, precautions, potential adverse effects and patient counselling information, see the package insert or contact your local representative; visit www.zimmerbiomet.com for additional product information. Check for country product clearances and reference product specific instructions for use. Not for distribution in France. © 2020 Zimmer Biomet

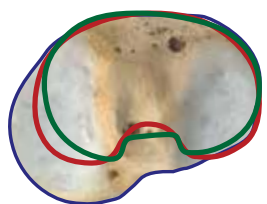


ZIMMER BIOMET

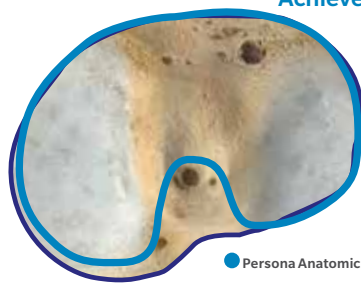
SHAPE MATTERS

Achieve Both

Proper Rotation



● Asymmetric Tibia
● Symmetric Tibia



● Persona Anatomic Tibia

Persona®
THE PERSONALIZED KNEE

Maximum Coverage



● Asymmetric Tibia
● Symmetric Tibia

The shape of other tibias impose a choice between proper rotation and bone coverage. This leads to variability in rotational alignment. This is important, because several studies have shown a correlation between mal-rotation and anterior knee pain.¹⁻⁴

Mal-rotation of implants may lead to over **50% of painful TKA cases.**⁵

Anatomic shape of the Persona Tibia is designed to achieve proper rotation and optimal coverage, resulting in:

Statistically significant **decrease in anterior knee pain** *in vivo*⁷

92%
bone coverage⁶

Statistically significant **improvement** in medial plateau fit for Asian populations⁸

Lower incidence of downsizing⁶

3% vs. 50%
anatomic non-anatomic

To learn more visit zimmerbiomet.com.

1. Nicoll, D. and Rowley, D. Internal rotational error of the tibial component is a major cause of pain after total knee replacement. *Journal of Bone and Joint Surgery (British)* 92-B:1238-44; 2010. 2. Barrack, Robert L., et al. Component Rotation and Anterior Knee Pain After Total Knee Arthroplasty. *Clinical Orthopaedics and Related Research*. Number 392, pages 46-55. 3. Matsuda, et al. Effect of femoral and tibial component position on patellar tracking following total knee arthroplasty. *American Journal of Knee Surgery*. 14:152-156; 2001. 4. Bedard, M. et al. Internal rotation of the tibial component is frequent in stiff total knee arthroplasty. *Clinical Orthopaedics and Related Research*, Vol. 469, no. 8, pages 2346-2355; 2011. 5. Martin, et al. Maximizing Tibial Coverage Is Detrimental to Proper Rotational Alignment. *CORR* January 2014. 6. Dai, Y., et al. Anatomical Tibial Component Design Can Increase Tibial Coverage and Rotational Alignment Accuracy: A Comparison of Six Contemporary Designs. *Knee Surg Sports Traumatol Arthrosc*. 22:2911-2923; KSSA 2014. 7. Indelli, et al. Relationship between Tibial Baseplate Design and Rotational Alignment Landmarks in Primary Total Knee Arthroplasty. *Hindawi Publishing Corporation Arthritis*. Volume 2015, Article ID 189294, 8 pages. 8. Jin, C., et al. How Much Does the Anatomical Tibial Component Improve the Bony Coverage in Total Knee Arthroplasty? *The Journal of Arthroplasty*. In Press 2017. Online <http://dx.doi.org/10.1016/j.arth.2016.12.041>.

All content herein is protected by copyright, trademarks and other intellectual property rights owned by or licensed to Zimmer Biomet or its affiliates unless otherwise indicated, and must not be redistributed, duplicated or disclosed, in whole or in part, without the express written consent of Zimmer Biomet. This material is intended for health care professionals. Distribution to any other recipient is prohibited. For product information, including indications, contraindications, warnings, precautions, potential adverse effects and patient counseling information, see the package insert and zimmerbiomet.com. Not for distribution in France. Check for country product clearances and reference product specific instructions for use. The persons depicted in this advertisement are models and not actual recipients of Zimmer Biomet products. Zimmer, Inc., 1800 West Center Street, Warsaw, IN 46580, USA © 2020 Zimmer Biomet



ZIMMER BIOMET
Your progress. Our promise.®



www.clinilab.gr



MaioRegen
Biojoint System
Chondro+



MaioRegen
Biojoint System
Slim



MaioRegen
Biojoint System
Prime



Cartilage defects



Osteo-chondral defects



Advanced OA

Clinilab – Μπεκυράς Α.Ε.

Λ. Συγγρού 344 & Σόλωνος 4, Καλλιθέα, 17673

Τηλ.: 210 9484090 | Φαξ: 210 9484110

Email: info@clinilab.gr

www.clinilab.gr

Αποκλειστικός Αντιπρόσωπος για την





PART OF THE *Johnson & Johnson* FAMILY OF COMPANIES

CORAIL[®]

HIP SYSTEM

BI-MENTUM[™]

DUAL MOBILITY SYSTEM



Stemless Metaphyseal Reverse Total Shoulder Replacement

15 Years of clinical excellence

Verso®



What else?

- ✓ Bone preserving
 - ✓ Simple system & technique
 - ✓ Versatility & adaptability
 - ✓ Minimising glenoid notching
 - ✓ Improved rotational movements
 - ✓ Keeping all future options open
-

